



Over 90 Years Of Quality Foodservice  
Products And Service

Job \_\_\_\_\_ Item No. \_\_\_\_\_

## MOD500 Series 12" X 20" Five-Well Heavy Duty, Top-Mount, Rectangular Drop-In Food-Warmers



Model MOD500

### DESCRIPTION

Wells heavy-duty, top-mount, drop-in, Modular food warmers are designed to hold heated foods at safe and fresh serving temperatures. Wells MOD500 Series accommodates five 12" X 20" standard food pan or equivalent fractional inset pans and are designed for wet or dry operation

### SPECIFICATIONS

**Construction** – One-piece stainless steel top flange and heavy-gauge, deep-drawn stainless steel warming pans are standard features on all models. Wellsloks are standard for quick and easy installation.

**Insulation** – Sides, front, back and bottom are fully insulated for energy savings, efficiency, quicker pre-heat and faster recovery.

**Controls & Heating**- Individual controls for each well provide maximum versatility. Models with thermostatic or infinite controls are available. High-limits prevent overheating. Temperature-ready indicator lights are standard on all control types. Powerful tubular heating elements are located under the warming pans for quick and efficient heating and for even heat distribution.

#### Additional Features Available

- Auto water-fill to maintain proper water level.
- Select models are field convertible from 3Ø to 1Ø
- Drains
- Drains with manifolds
- Infinite or thermostatic controls

### STANDARD FEATURES

- Accommodates five 12" X 20" standard inset pans or equivalent fractional pans
- One-piece stainless steel top flange and heavy-gauge, deep-drawn stainless steel warming pans
- Suitable for wet or dry operation (wet recommended for best results)
- Energy-saving fully-insulated construction
- Fully Insulated models are perfect for non-metal counters
- Thermostatic or infinite controls
- Separate controls for each individual wells
- High limits prevent overheating
- Thermostatic controls are recessed in a one-piece, drawn, front-mounted panel
- Wellslok standard for ease of installation
- Powerful tubular heating elements
- ½" drains and manifolds available
- 2-Year Limited Parts & 1-Year Limited Labor Warranty

### OPTIONS & ACCESSORIES

- Adaptor tops for round insets
- Inset with lid
- 8oz. soup ladle
- Drain value extension kit
- Drain screens
- Wellslok extension kits for wood counter installations
- Autofill models with single or double control panels

### CERTIFICATIONS



Sheet No. MOD5-10/12



**Wells Bloomfield** • 10 Sunnen Dr. St. Louis, MO 63143 U.S.A.  
Phone : (314) 678-6314 • Fax (314) 781-5445  
www.wellsbloomfield.com © 2012 Wells Bloomfield • Printed in the U.S.A.

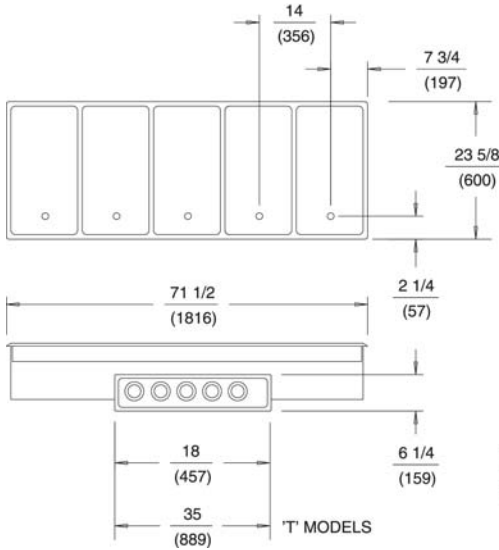
**NOTE: Specifications are subject to change without notice and are not intended for installation purposes. See installation instructions prior to installing the unit.**



Over 90 Years Of Quality Foodservice Products And Service

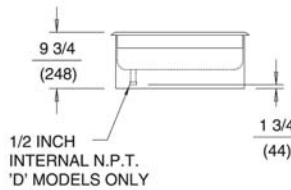
# MOD500 Series 12" X 20" Five-Well Heavy Duty, Top-Mount, Rectangular Drop-In Food-Warmers

**DIMENSIONS:**  $\frac{\text{INCH}}{\text{(MM)}}$

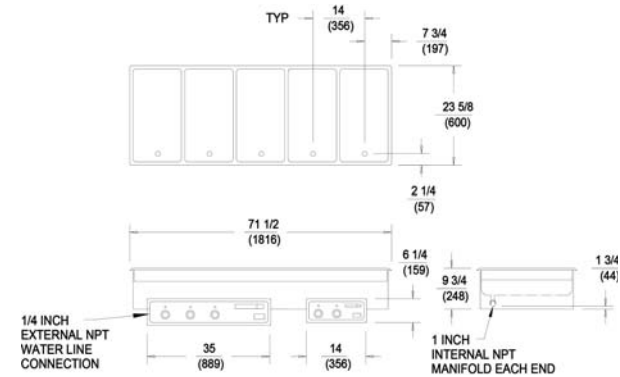


MINIMUM CLEARANCE REQUIRED FROM UNIT TO THE NEAREST SURFACE.			
BACK	SIDE	BOTTOM	FRONT
1 (25)	1 (25)	6 3/4 (171)	6 (152)

### Single Control Panel



### Two Control Panels



## SPECIFICATIONS

Model Number	Description	Volts	Watts Per Well	Phase	Standard Power Cord Supply	OVERALL Width Left to Right Inches (MM)	OVERALL Length Front to Back Inches (MM)	OVERALL Height Inches (MM)	CONTROL PANEL Width Front to Back Inches (MM)	CONTROL PANEL Height Left to Right Inches (MM)	Shipping Weights Pounds (KG)	Crate Size Cubic Feet (Cubic Meters)	Approvals
MOD500*	Infinite Controls no Drains	208/240V	900/1200	3Ø*	NONE	71-1/2 (1816)	23-5/8 (600)	9-3/4 (248)	18 (457)	6-1/4 (159)	105 (47.73)	16.57 (0.469)	NSF UL
MOD500CSA*	Infinite Controls no Drains	208V 240V	700 1200	3Ø*	NONE	71-1/2 (1816)	23-5/8 (600)	9-3/4 (248)	18 (457)	6-1/4 (159)	105 (47.73)	16.57 (0.469)	NSF SP
MOD500D*	Infinite Controls with Drains	208/240V	900/1200	3Ø*	NONE	71-1/2 (1816)	23-5/8 (600)	9-3/4 (248)	18 (457)	6-1/4 (159)	118 (53.64)	16.57 (0.469)	NSF UL
MOD500DM*	Infante Controls with Drains & Manifold	208/240V	900/1200	3Ø*	NONE	71-1/2 (1816)	23-5/8 (600)	9-3/4 (248)	18 (457)	6-1/4 (159)	118 (53.64)	16.57 (0.469)	NSF UL
MOD500T*	Thermostatic Controls no Drains	208/240V	1240/1650	3Ø*	NONE	71-1/2 (1816)	23-5/8 (600)	9-3/4 (248)	35 (889)	6-1/4 (159)	116 (52.73)	16.57 (0.469)	NSF UL
MOD500TD*	Thermostatic Controls with Drains	208/240V	1240/1650	3Ø*	NONE	71-1/2 (1816)	23-5/8 (600)	9-3/4 (248)	35 (889)	6-1/4 (159)	116 (52.73)	16.57 (0.469)	NSF UL
MOD500TDM*	Thermostatic Controls with Drains & Manifold	208/240V	1240/1650	3Ø*	NONE	71-1/2 (1816)	23-5/8 (600)	9-3/4 (248)	35 (889)	6-1/4 (159)	122 (55.45)	16.57 (0.469)	NSF UL
MOD500TDMAF*	Thermostatic Controls with Drains, Manifold & Auto-Fill	208/240V	1240/1650	3Ø*	NONE	71-1/2 (1816)	23-5/8 (600)	9-3/4 (248)	35 & 14 (889) & (356)	6-1/4 (159)	136 (61.82)	16.57 (0.469)	NSF UL
MOD500TDMAFS*	Thermostatic Controls with Drains, Manifold, Auto-Fill & Single Control Panel	208/240V	1240/1650 (6.0/6.9)	3Ø*	NONE	71-1/2 (1816)	23-5/8 (600)	9-3/4 (248)	35 - 1/16 (889)	6-1/4 (159)	126 (57.27)	16.57 (0.469)	NSF UL

\* All MOD500's ship 3Ø and are field convertible to 1Ø

**AutoFill models require a water connection. Please refer to the operator's manual and installation instructions for details.**

Due to periodic changes in designs, methods, procedures, policies and regulations, the specifications contained in this sheet are subject to change without notice. While Wells exercises good faith efforts to provide information that is accurate, we are not responsible for errors or omissions in information provided or conclusions reached as a result of using the specifications. By using the information provided, the user assumes all risks in connection with such use.



**Wells Bloomfield** • 10 Sunnen Dr. St. Louis, MO 63143 U.S.A.  
Phone : (314) 678-6314 • Fax (314) 781-5445  
www.wellsbloomfield.com © 2012 Wells Bloomfield • Printed in the U.S.A.

**NOTE: Specifications are subject to change without notice and are not intended for installation purposes. See installation instructions prior to installing the unit.**